REGELDETAIL "1"
Auflager auf FT-Hohlwand

SCHNITT M 1:25

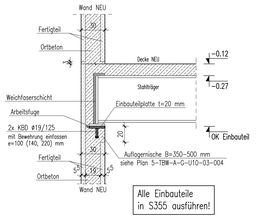

DETAIL "2"
Auflager auf STB-Ortbetonwand

SCHNITT M 1:25

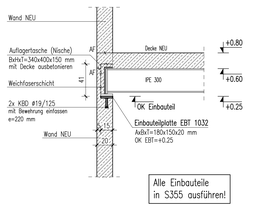

DETAIL "3"
Auflager auf STB-Ortbetonstütze

SCHNITT M 1:25

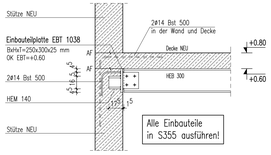

DRAUFSICHT M 1:25

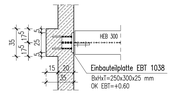

DETAIL "4"
Auflager auf STB-Ortbetonwand

SCHNITT M 1:25

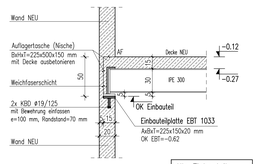

DRAUFSICHT M 1:25

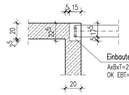

REGELDETAIL "5"
Auflager auf STB-Ortbetonwand

SCHNITT M 1:25

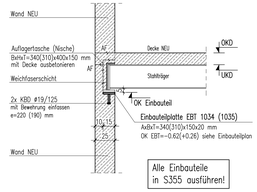

DETAIL "6"
Auflager auf STB-Ortbetonwand

SCHNITT M 1:25

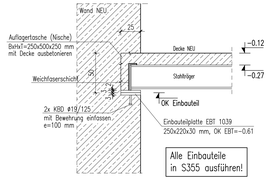

DRAUFSICHT M 1:25

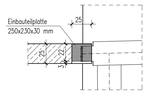

DETAIL "10"
Auflager auf FT-Hohlwand

SCHNITT M 1:25

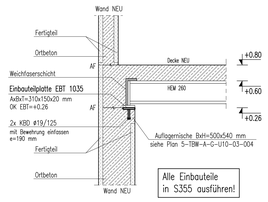

DETAIL "7"
Auflager auf STB-Sockel

DRAUFSICHT M 1:25

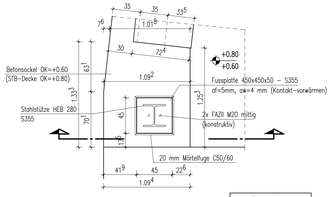

SCHNITT M 1:25

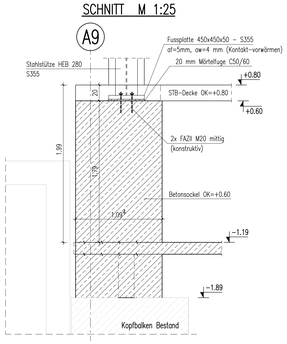

DETAIL "8"
Auflager auf STB-Sockel

DRAUFSICHT M 1:25

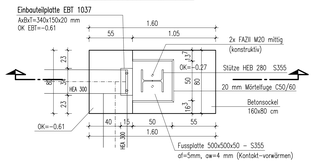

SCHNITT M 1:25

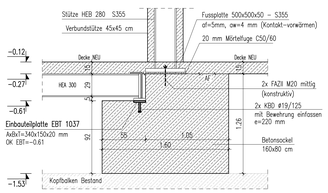

DETAIL "9"
Auflager auf STB-Sockel

DRAUFSICHT M 1:25

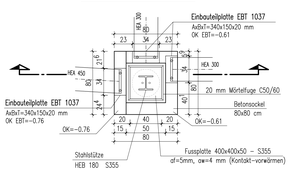

SCHNITT M 1:25

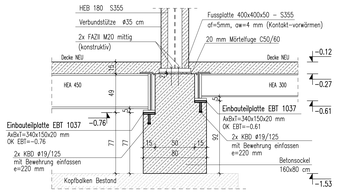

DETAIL "11.2"
Auflager auf STB-Sockel

DRAUFSICHT M 1:25

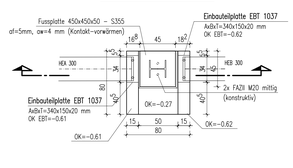

SCHNITT M 1:25

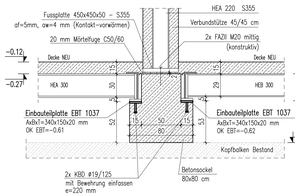

DETAIL "11.1"
Auflager auf STB-Sockel

DRAUFSICHT M 1:25

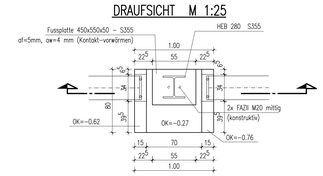

SCHNITT M 1:25

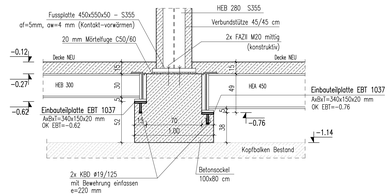

DETAIL "12"
Auflager auf STB-Sockel

DRAUFSICHT M 1:25

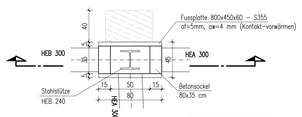

SCHNITT M 1:25

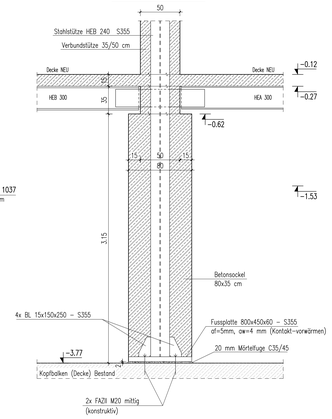

ZUGEHÖRIGE PLÄNE	
SCHALPLAN	Plan Nr.
SCHALPLAN GRUNDRISS U10 – Teil F01	5-TSC-A-C-U10-00-F01-2-b
SCHALPLAN GRUNDRISS U10 – Teil F02	5-TSC-A-C-U10-00-F02-2-b
SCHALPLAN GRUNDRISS U10 – Teil F03	5-TSC-A-C-U10-00-F03-2-b
SCHALPLAN GRUNDRISS U10 – Teil F04	5-TSC-A-C-U10-00-F04-2-b
SCHALPLAN SCHNITTE U10	5-TSC-A-C-U10-01-000-2-b
SCHALPLAN SCHNITTE U10	5-TSC-A-C-U10-02-000-2-b
Auflagerdetails Teil F01-F04, U10	5-TSC-A-C-U10-04-000-2-b
BEWEHRUNGSPLAN	Plan Nr.

DETAIL "13"
Auflager auf STB-Sockel

DRAUFSICHT M 1:25

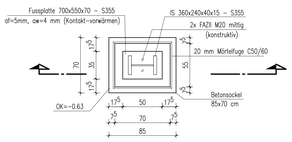

SCHNITT M 1:25

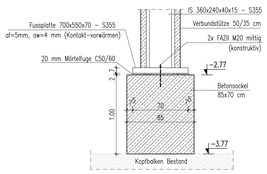

DETAIL "14"
Auflager Fahrtreppe bei Grube

SCHNITT M 1:25

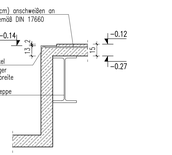

DETAIL "15"
Auflager Fahrtreppe auf Decke

SCHNITT M 1:25

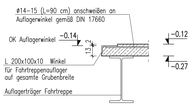

REGELDETAIL "16"
Auflager auf FT-Hohlwand

SCHNITT M 1:25

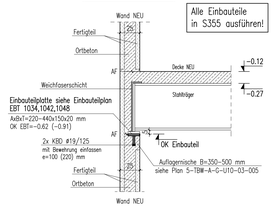

DETAIL "17"
Auflager auf FT-Hohlwand

SCHNITT M 1:25

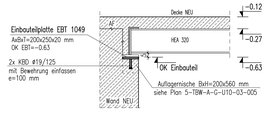

DRAUFSICHT M 1:25

Alle Einbauteile in S355 ausführen!

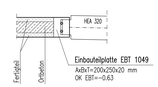

DETAIL "18"
Auflager auf STB-Ortbetonstütze

SCHNITT M 1:25

Alle Einbauteile in S355 ausführen!

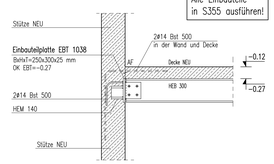

DRAUFSICHT M 1:25

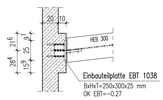

130,0x84,1 cm